

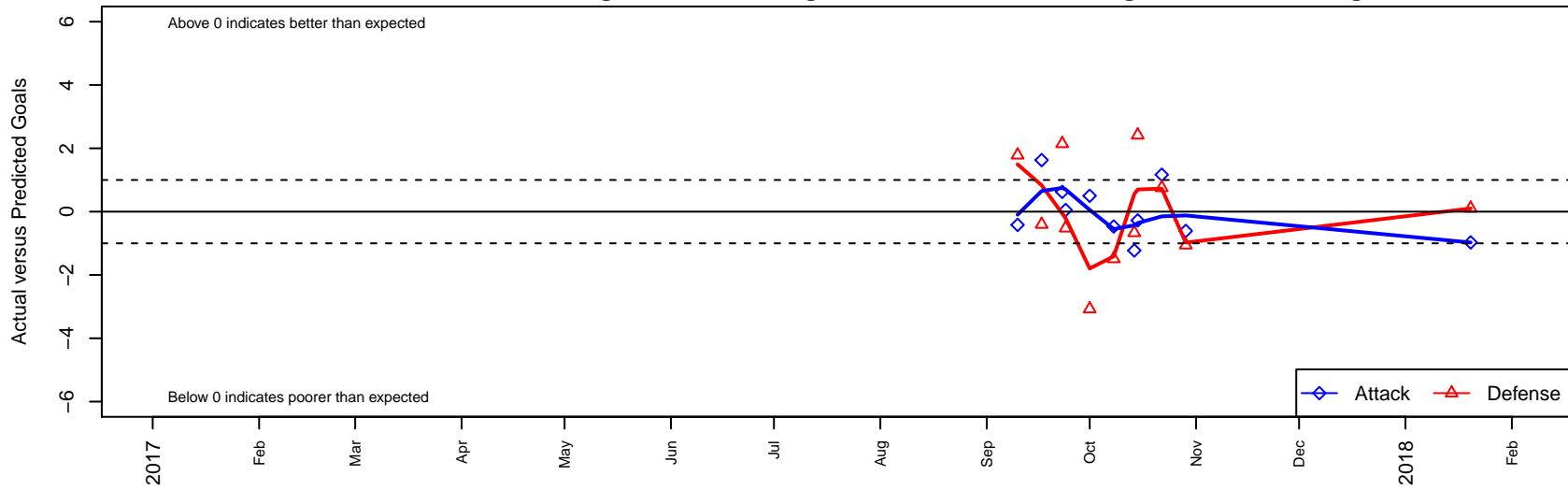
IFC GPS Newberg G03

, OR
 G03 total strength=959
 attack=1.76 defense=1.71
 fall league = PTT G03 Div 1 White
 spr league = PTT Win G03 Div 2

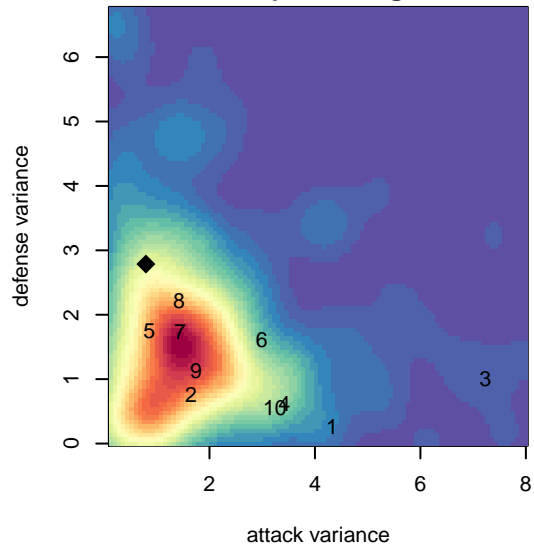
alt names used:
 IFC 03G GPS Newberg
 IFC 03G GPS Newberg

Venues played:
 2017 PTT G03 Division 1 White
 2017 PTT Winter G03 Division 2

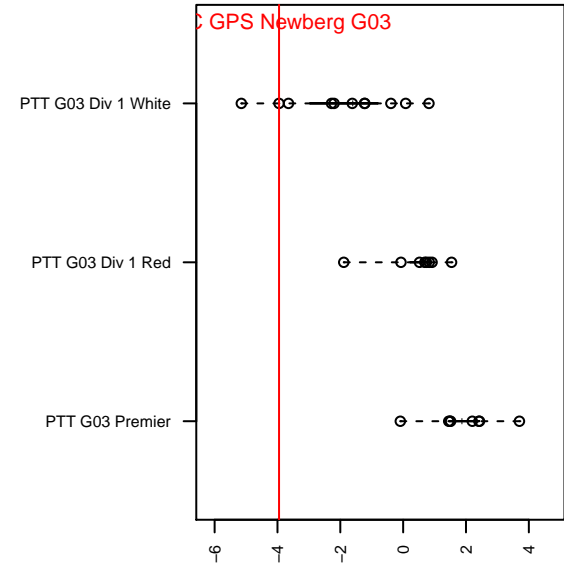
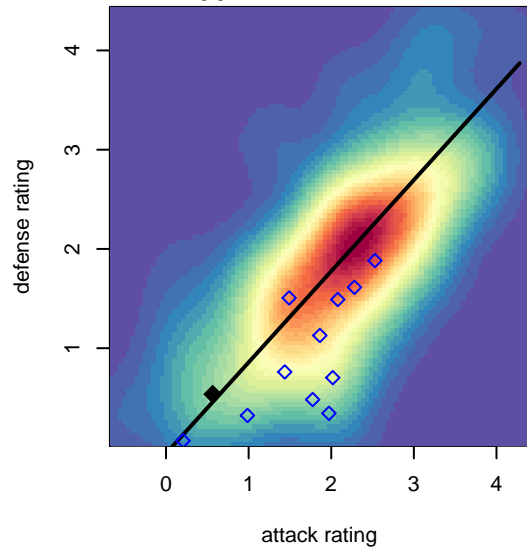
IFC GPS Newberg G03
 Dots are actual minus expected GF (blue circles) and GA (red triangles).
 Blue line is smoothed change in attack strength. Red is smoothed change in defense strength.



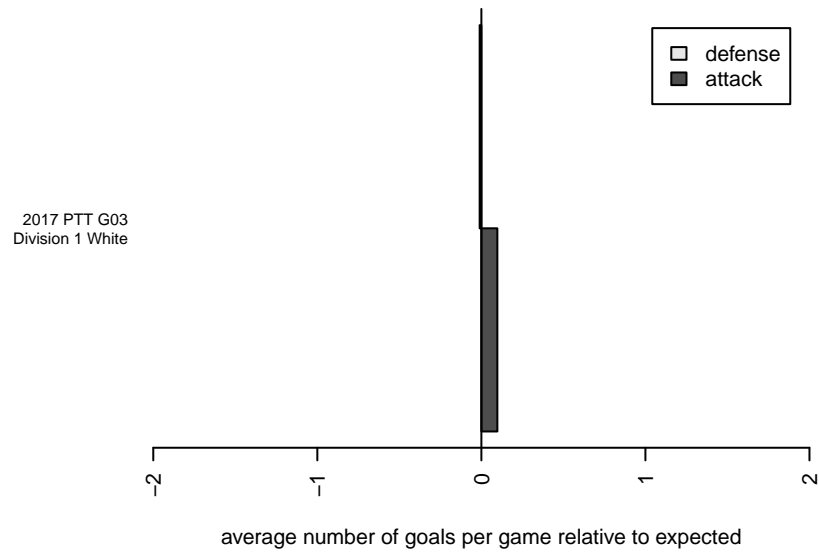
**attack and defense variance (black dot)
relative to other teams
and top 10 in region**



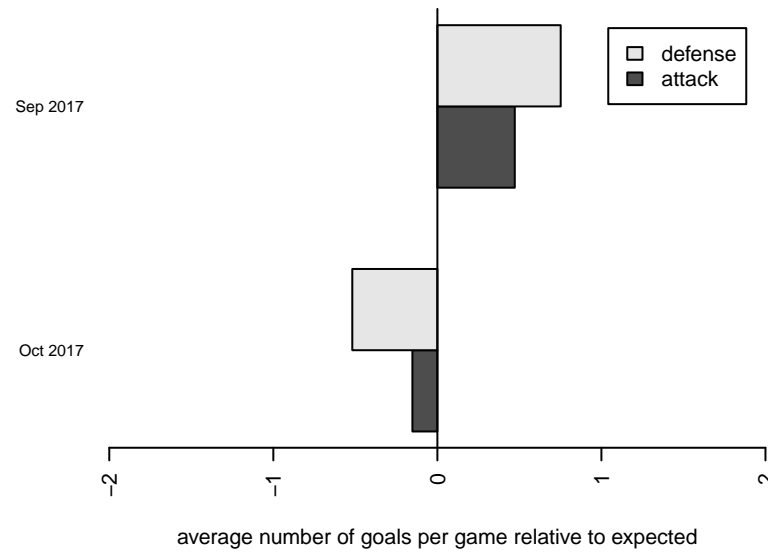
**attack and defense rating
relative to others at age
and all opponents in last 13 months**



Performance relative to 13 month average



Performance relative to 13 month average



date	home		away		venue	pred.home	pred.away
2018-01-20	Crossfire OR CUSC Black G03	2	IFC GPS Newberg G03	0	2017 PTT Winter G03 Division 2	2.11	0.97
2017-10-29	IFC GPS Newberg G03	0	FCC Cougars G03	5	2017 PTT G03 Division 1 White	0.61	3.94
2017-10-22	IFC GPS Newberg G03	3	Molalla YS Mayhem G03	0	2017 PTT G03 Division 1 White	1.83	0.76
2017-10-15	IFC GPS Newberg G03	0	BFC Firestorm G03	5	2017 PTT G03 Division 1 White	0.28	7.42
2017-10-14	FSC Roses White G03	4	IFC GPS Newberg G03	0	2017 PTT G03 Division 1 White	3.33	1.23
2017-10-08	Westside Timbers Samba TS G03	4	IFC GPS Newberg G03	0	2017 PTT G03 Division 1 White	2.51	0.47
2017-10-01	CUSC Lil Thorns G03	8	IFC GPS Newberg G03	1	2017 PTT G03 Division 1 White	4.93	0.50
2017-09-24	THUSC Obsidian G03	5	IFC GPS Newberg G03	1	2017 PTT G03 Division 1 White	4.48	0.95
2017-09-23	McMinnville MYSA Sparks G03	2	IFC GPS Newberg G03	2	2017 PTT G03 Division 1 White	4.15	1.38
2017-09-17	IFC GPS Newberg G03	3	BSC Hood River Black G03	2	2017 PTT G03 Division 1 White	1.37	1.60
2017-09-10	IFC GPS Newberg G03	0	Oregon City Fusion White G03	4	2017 PTT G03 Division 1 White	0.42	5.79